

Valves series A1

1/4", 5/2 - 5/3, pneumatically operated



Executions			
Version	Symbol	Code	Item
5/2 pilot/spring		034101	A1P250
5/2 pilot/pilot		034102	A1P251
5/2 pilot/pilot, differential		034056	A1P252
5/3 with closed centres		034029	A1P270
5/3 with open centres		034030	A1P271
5/3 with pressurised centres		034028	A1P272



Series of spool valves, with static seals, high flow, for panel or sub-base mounting.
For the sub-bases type A1B2... see page 2.85.1

Code key

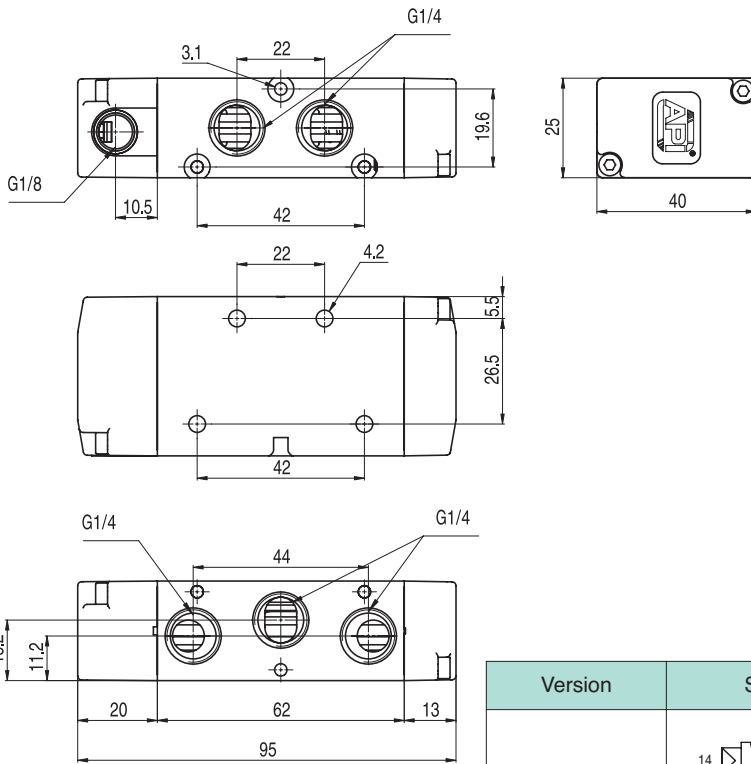
Series	Actuation	Size	Function
A1	P = pneumatic	1 = 1/8" 2 = 1/4"	30 = 3/2 NC 31 = 3/2 NO 32 = 3/2 pilot/pilot 33 = 3/2 pilot/pilot, differential 50 = 5/2 pilot/spring 51 = 5/2 pilot/pilot 52 = 5/2 pilot/pilot, differential 70 = 5/3 CC 71 = 5/3 CO 72 = 5/3 CP



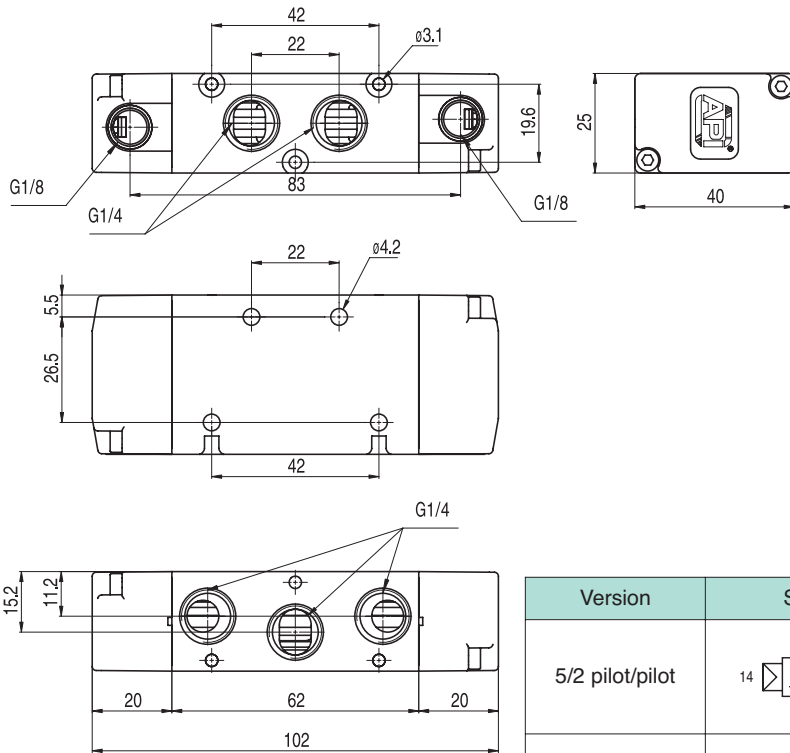
On request, they can be supplied according Directive 94/9/EC - ATEX
CE **II 2 GDc T5**

Technical data		
Fluid	Compressed filtered air with or without lubrication. Lubrication, if be used, must be continuous.	
Pressure range	1 ÷ 10 bar	5/3 = 2,5 ÷ 10 bar
Temperature range	-10°C ÷ +60°C	
Orifice	8 mm	
Flow	1.100 NI/min at 6 bar with ΔP 1 bar	
Minimum piloting pressure	1,5 bar	
Mounting	In any position	
Response time	Energising:	De-energising:
Materials	Body: Aluminium Heads: Plastic Spool: Chemical nickel plated aluminium Distancers: Plastic Seals: Nitrile rubber (NBR)	

Valves series A1
 1/4", 5/2 - 5/3, pneumatically operated

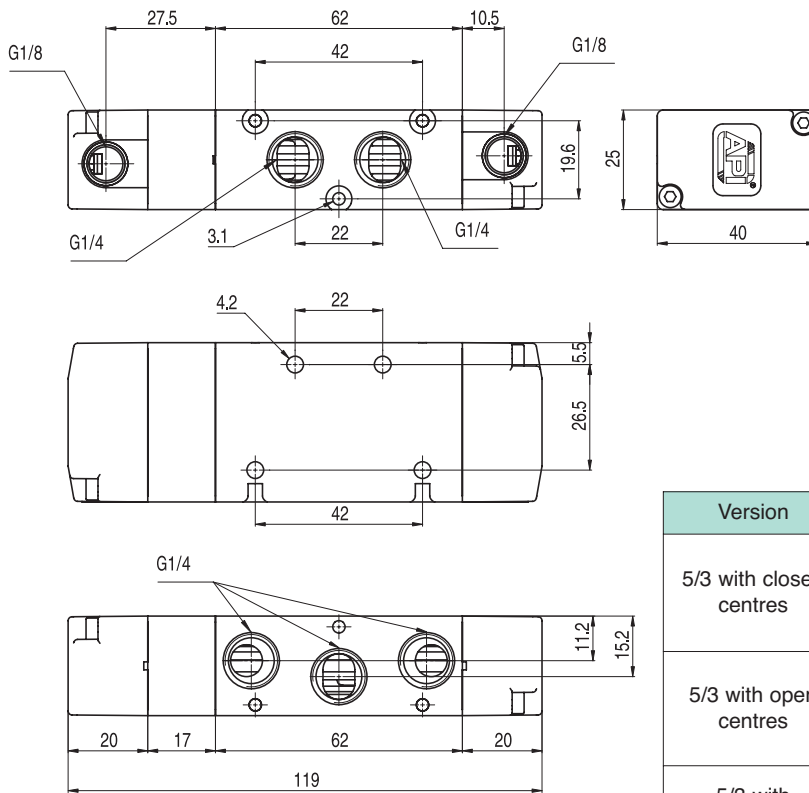


Version	Symbol	Code	Item
5/2 pilot/spring		034101	A1P250



Version	Symbol	Code	Item
5/2 pilot/pilot		034102	A1P251
5/2 pilot/pilot, differential		034056	A1P252

Valves series A1
 1/4", 5/2 - 5/3, pneumatically operated



Version	Symbol	Code	Item
5/3 with closed centres		034029	A1P270
5/3 with open centres		034030	A1P271
5/3 with pressurised centres		034028	A1P272